

Data Analysis of WaKeeney Citizens Survey 2020



By

The Docking Institute of Public Affairs
Copyright © September 2020
All Rights Reserved



Docking Institute of Public Affairs
Fort Hays State University
600 Park Street
Hays, Kansas 67601-4099
Telephone: (785) 628-4197
FAX: (785) 628-4188
www.fhsu.edu/docking

Brett Zollinger, Ph.D.
Director

Jian Sun, Ph.D.
Assistant Director

Michael S. Walker, MS
Research Scholar

Luis Montelongo, MBA
Research Coordinator

Lynette Ottley, BA
Administrative Specialist

Mission:

To Facilitate Effective Public Policy Decision-Making.

The staff of the Docking Institute of Public Affairs and its University Center for Survey Research are dedicated to serving the people of Kansas and surrounding states.

Data Analysis of WaKeeney Citizens Survey 2020

Prepared By:

Luis Montelongo, MBA
Research Coordinator

Lauren Kruse
Student Researcher

Jacob Besser
Student Researcher

Leslie Watson-DiVittore, BA
Student Researcher

Prepared For:

City of WaKeeney

Copyright © 2020
All Rights Reserved

Table of Contents

List of Figures	ii
Introduction and Methods.....	1
Findings from the Survey	2
Maintenance	3
Amenities	4
City Government.....	5
Recreation	6
Housing	7
Living Facilities	8
WaKeeney, in General.....	9
Services or Projects	10
Main Street Lights	11
Appendix A: Services or Projects Open-Ended Comments.....	12
Appendix B: Main Street Light Fixtures Open-Ended Comments.....	18

List of Figures

Figure 1 - Maintenance	3
Figure 2 - Amenities	4
Figure 3 - City Government.....	5
Figure 4 - Recreation	6
Figure 5 - Housing	7
Figure 6 - Living Facilities	8
Figure 7 - WaKeeney	9
Figure 8 - Services or Projects.....	10
Figure 9 - Main Street Lights.....	11

Introduction and Methods

The Docking Institute of Public Affairs (Docking Institute) at FHSU was contracted by the City of WaKeeney to conduct data analysis for the 2020 City of WaKeeney Citizen Survey. On July 30, 2020, 1,781 questionnaires were sent to potential respondents through a local newspaper insert in WaKeeney, KS. Respondents were asked to return their completed questionnaires to the City of WaKeeney P.O. Box or place them in the city's bill-payment drop box. Data collection ended September 1, 2020. One hundred forty-four (144) questionnaires were delivered to the Docking Institute on September 10, 2020. This report provides findings from those questionnaires.

The response rate was 8% ($144 / 1,781 = .080$). Because random sampling techniques were not employed (all newspaper customers received the questionnaire), a margin of error is not necessarily an appropriate indicator of the representativeness of the completions (144) to the larger population (1,781). It may be safe to assume, however, that if another questionnaire was sent to the same 1,781 potential respondents, the findings from that second attempt would approximate the first. The margin of error for 144 completed questionnaires from a pool of 1,781 potential respondents is +/- 7.83%.

Institute student staff members entered data from the 144 questionnaires into SPSS statistical software for analysis. Luis Montelongo, Docking Institute Research Coordinator, supervised data entry and coordinated the development of this report.

Analysis of "closed-ended" (quantitative) questions begins on [Page 3](#). Many respondents provided comments to two "open-ended" (qualitative) questions. Analysis of these two questions begins in Appendix A on [Page 12](#).

Findings from the Survey

The questionnaire contained 41 items. The response options for each included Very Satisfied, Satisfied, Neutral, Dissatisfied, Very Dissatisfied, and Don't Know. Answer options were coded as the following:

Very Satisfied = 5

Satisfied = 4

Neutral = 3

Dissatisfied = 2

Very Dissatisfied = 1

Don't Know = 9

Figures starting on the next page group items by category. Categories include maintenance, amenities, city government, recreation, housing, living facilities, and WaKeeney in general. Each item is ranked within each figure by combined "Strongly Dissatisfied" and "Dissatisfied" responses. It should be noted that many questionnaire respondents were "Satisfied" and "Very Satisfied" with each item, but it was determined that highlighting those areas potentially needed improvement would be beneficial to reviewers.

The figures also show the number of respondents providing answers to each question. The number of respondents is shown by "(n=x)" for each item within each figure. Answer option 9 (don't know) was not included in the analyses. Additionally, some respondents did not provide a response to every item. As such, no individual item shows an "n" of 144.

Questionnaire respondents also had two "open-ended" questions to answer, with spaces provided for comments. These questions included "Are there any services or projects you would like to see the city provide?" and "Would you be in favor of the city replacing the Main Street lights with similar fixtures (decorative) like those on South Main if grant funding could be obtained to offset some of the cost? Why or why not?"

Figures begin on the next page.

Maintenance

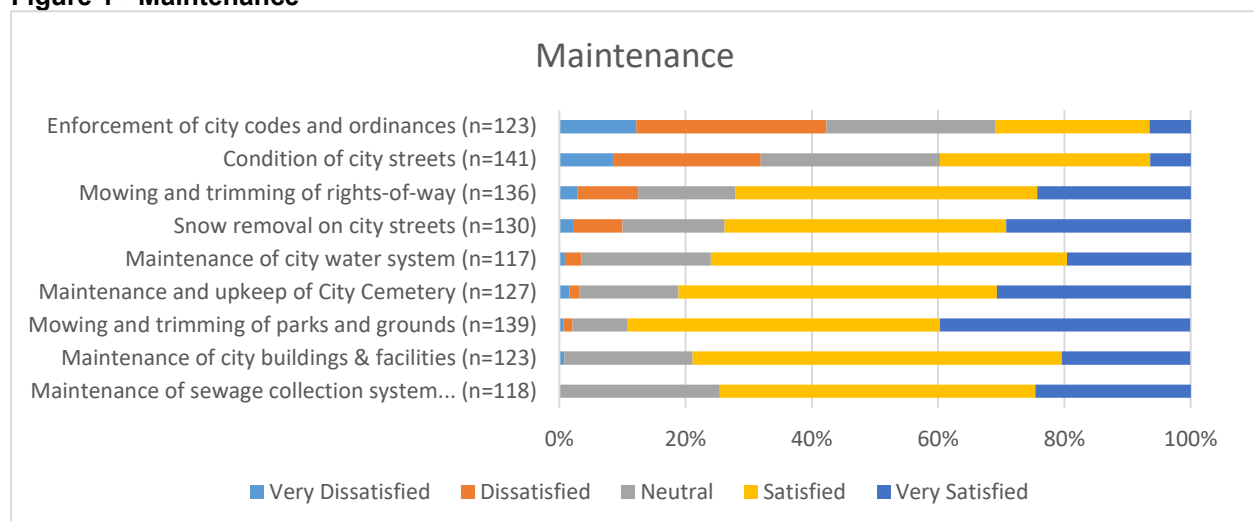
The figure below shows that 30.1% of the respondents reported being “Very Dissatisfied” and 12.2% reported being “Dissatisfied” with the enforcement of city codes and ordinances (for a total of 42.3%). As such, 42.3% of the respondents were *at least* dissatisfied with the enforcement of city codes and ordinances. On the other hand, 30.9% of the respondents were also *at least* satisfied (24.4% “Satisfied” and 6.5% “Very Satisfied”) with the enforcement of city codes and ordinances.

The item with the next highest combined dissatisfaction ranking was the condition of city streets. A relatively small percentage of respondents (8.5%) were “Very Dissatisfied” and 23.4% were “Dissatisfied” with the condition of city streets, for 31.9% being *at least* dissatisfied with this item. On the other hand, 39.7% were *at least* satisfied with the condition of city streets. Less than a third (28.4%) were neutral.

At the other end of the spectrum, the items receiving the highest ranking of satisfaction was the mowing and trimming of parks and grounds. The vast-majority of respondents (89.2%) were *at least* satisfied with this item (49.6% “Satisfied” and 39.6% “Very Satisfied”).

Maintenance and upkeep of the city cemetery follows closely with 81.1% of the respondents reporting *at least* satisfaction. Slightly more than half of which (50.4%) report being “Very Satisfied” with this item. Of the 118 respondents who answered, none indicated that they are dissatisfied with maintenance of the city sewage collection system & lagoons.

Figure 1 - Maintenance



Amenities

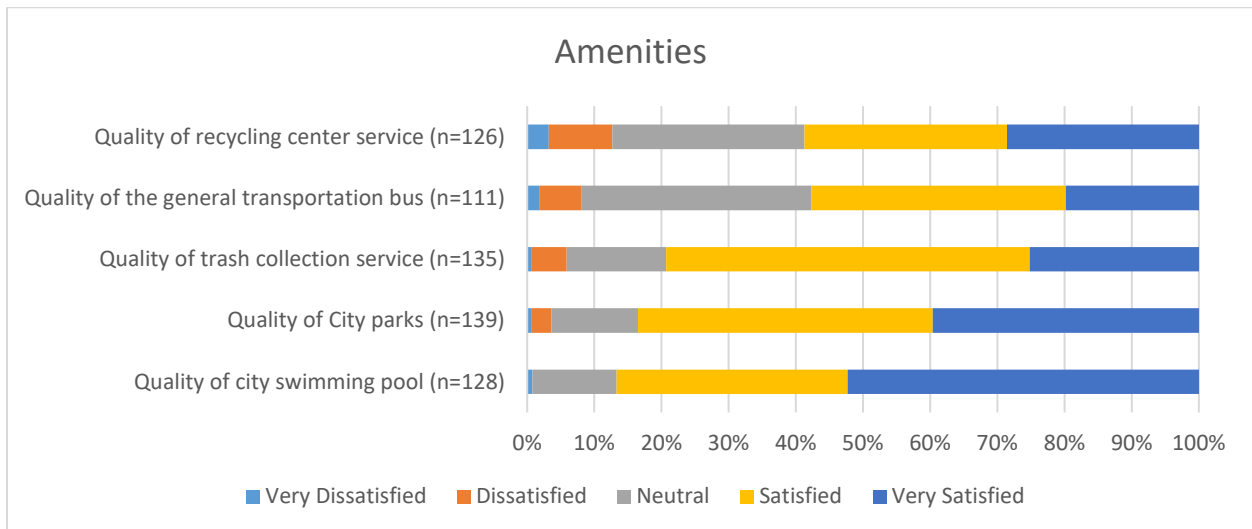
A very small percentage (3.2%) were “Very Dissatisfied” with the quality of recycling center service, while another 9.5% responded with “Dissatisfied.” As such, 12.7% report being *at least* dissatisfied with the quality of recycling center services. More than half (58.8%) reported being *at least* satisfied with recycling center services.

At the other end of the spectrum, the item receiving the highest ranking of satisfaction was the quality of the city swimming pool. More than three-quarters (86.7%) of respondents reported being *at least* satisfied with this item (34.4% “Satisfied” and 52.3% “Very Satisfied”).

The quality of city parks was also viewed favorably. A vast majority (83.5%) of respondents reported being *at least* satisfied with this item. Specifically, 43.9% reported being “Satisfied” and 39.6% being “Very Satisfied” with city parks.

Overall, the majority of respondents reported low levels of dissatisfaction with their amenities as a whole.

Figure 2 - Amenities



City Government

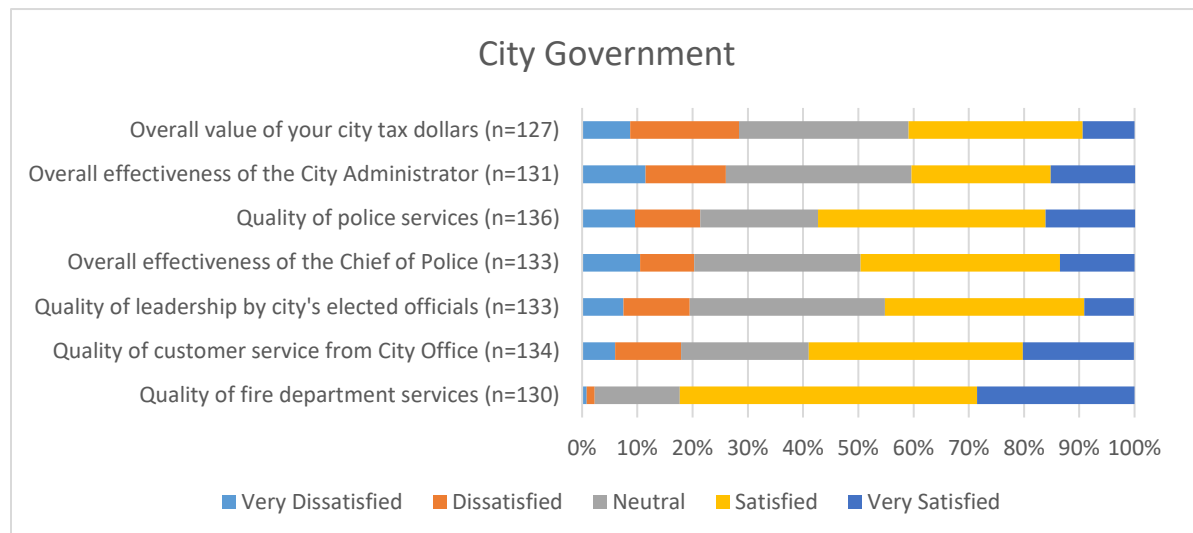
Over a quarter of respondents (28.4%) reported being *at least* dissatisfied with the overall value that they receive from their tax dollars, with 8.7% being “Very Dissatisfied” and 19.7% being “Dissatisfied.” On the other hand, 40.9% reported being *at least* satisfied with the overall value that they receive from their tax dollars.

Two items shown in the figure below follow closely with regard to general dissatisfaction and satisfaction. The first is the overall effectiveness of the city administrator. About a quarter (26%) reported being *at least* dissatisfied with the overall effectiveness of the city administrator. Alternatively, 40.5% report being *at least* satisfied with the overall effectiveness of the city administrator.

The second is the quality of police services and protection. While more than a fifth, (21.4%) reported being *at least* dissatisfied with police services and protection, more than half (57.4%) reported being *at least* satisfied with the same.

The item that received the highest ranking of satisfaction was the quality of fire department services and protection. A vast majority (82.3%) of respondents were *at least* satisfied, with fire services, with 53.8% being “Satisfied” and 28.4% being “Very Satisfied.”

Figure 3 - City Government



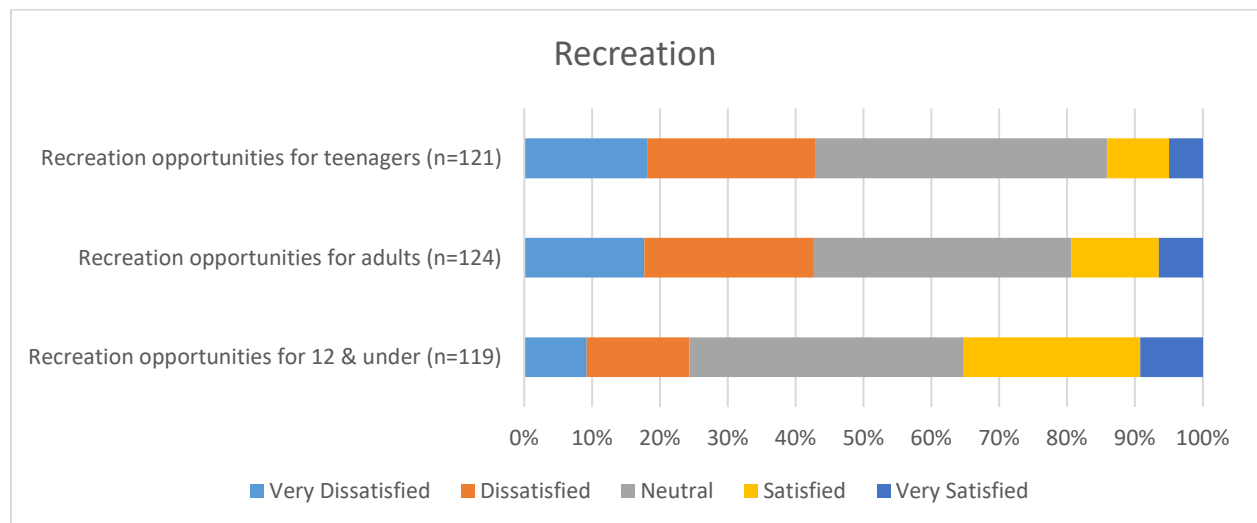
Recreation

Approximately 43% of respondents reported being *at least* dissatisfied with the recreational opportunities for teenagers, with 18.2% being “Very Dissatisfied” and 24.8% being “Satisfied.” On the other hand, only 14.1% reported being *at least* satisfied with the recreational opportunities for teenagers, with 9.1% being “Satisfied” and 5% being “Very Satisfied.”

A very close-second in terms of dissatisfaction is recreation opportunities for adults. A quarter (25%) of respondents reported being “Dissatisfied” and 17.7% reported being “Very Dissatisfied” with adult recreation opportunities. On the other hand, 19.4% reported being *at least* satisfied with recreational opportunities for adults, with 12.5% being “Satisfied” and 6.5% being “Very Satisfied.”

The item receiving the highest ranking of satisfaction was recreational opportunities for children 12 years of age or younger. Over one-third (35.3%) reported being *at least* satisfied with recreational opportunities for children 12 years of age or younger, with 26.1% being “Satisfied” and 9.2% being “Very Satisfied.”

Figure 4 - Recreation



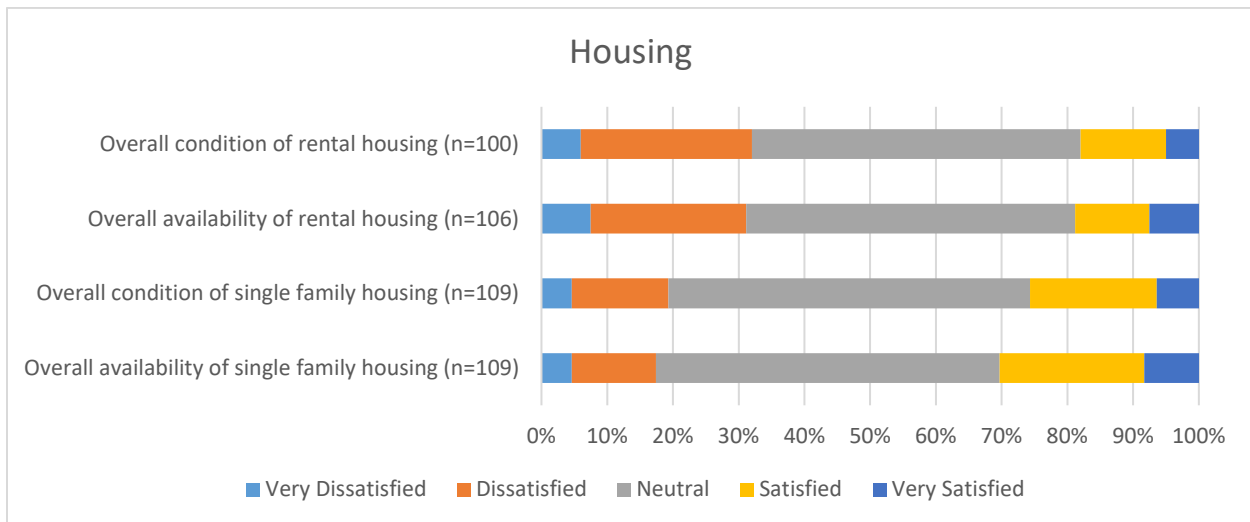
Housing

About a third (32%) reported being *at least* dissatisfied with the overall condition of rental housing, with 6% being “Very Dissatisfied” and 26% being “Satisfied.” On the other hand, 18% reported being *at least* satisfied with the overall condition of rental housing, with 13% being “Satisfied” and 5% being “Very Satisfied.” Half (50%) reported being neutral on this item.

Regarding the overall availability of rental housing, 31.1% of respondent reported being *at least* dissatisfied, with 7.5% being “Very Dissatisfied” and 23.6% being “Dissatisfied.” On the other hand, 18.8% reported being *at least* satisfied with overall availability of rental housing, with 11.3% being “Satisfied” and 7.5% being “Very Satisfied.”

The item receiving the highest ranking of satisfaction was the overall availability of single-family housing. Almost one-third (30.3%) reported being *at least* satisfied with the overall availability of single-family housing, with 22% being “Satisfied” and 8.3% being “Very Satisfied.”

Figure 5 - Housing



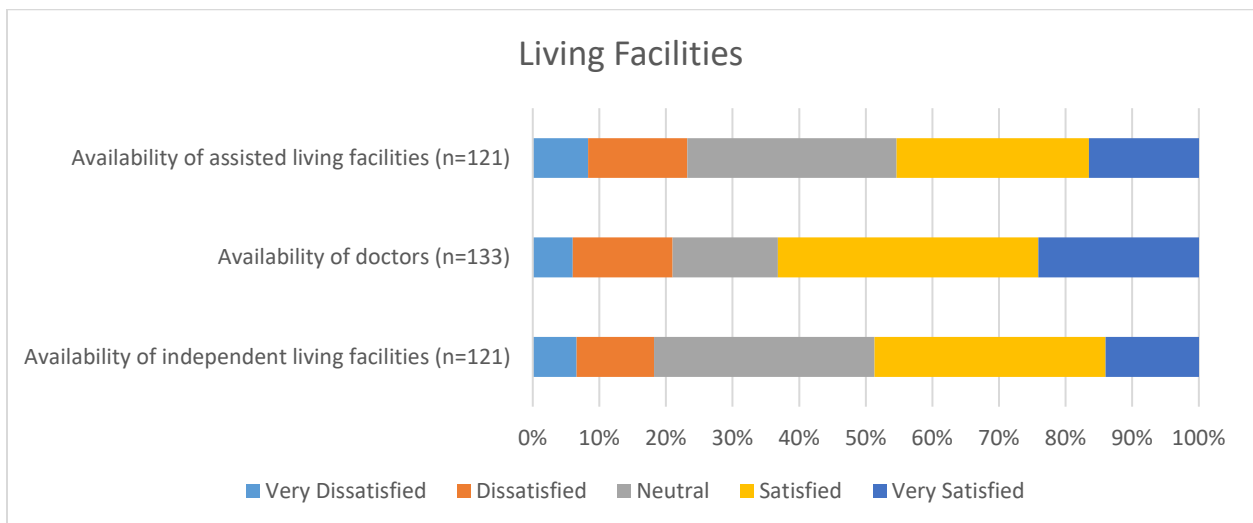
Living Facilities

Almost one-fourth (23.2%) reported being *at least* dissatisfied with the availability of assisted living facilities, with 8.3% being “Very Dissatisfied” and 14.9% being “Dissatisfied.” On the other hand, 45.4% reported being *at least* satisfied with the availability of assisted living facilities, with 28.9% being “Satisfied” and 16.5% being “Very Satisfied.”

Regarding the availability of doctors, 21% of respondent reported being *at least* dissatisfied, with 6% being “Very Dissatisfied” and 15% being “Dissatisfied.” On the other hand, almost two-thirds (63.2%) reported being *at least* satisfied with the availability of doctors, with 39.1% being “Satisfied” and 24.1% being “Very Satisfied.”

Lastly, while 18.2% of respondents reported being *at least* dissatisfied with the availability of independent living facilities, almost half (48.7%) reported being *at least* satisfied with this item.

Figure 6 - Living Facilities



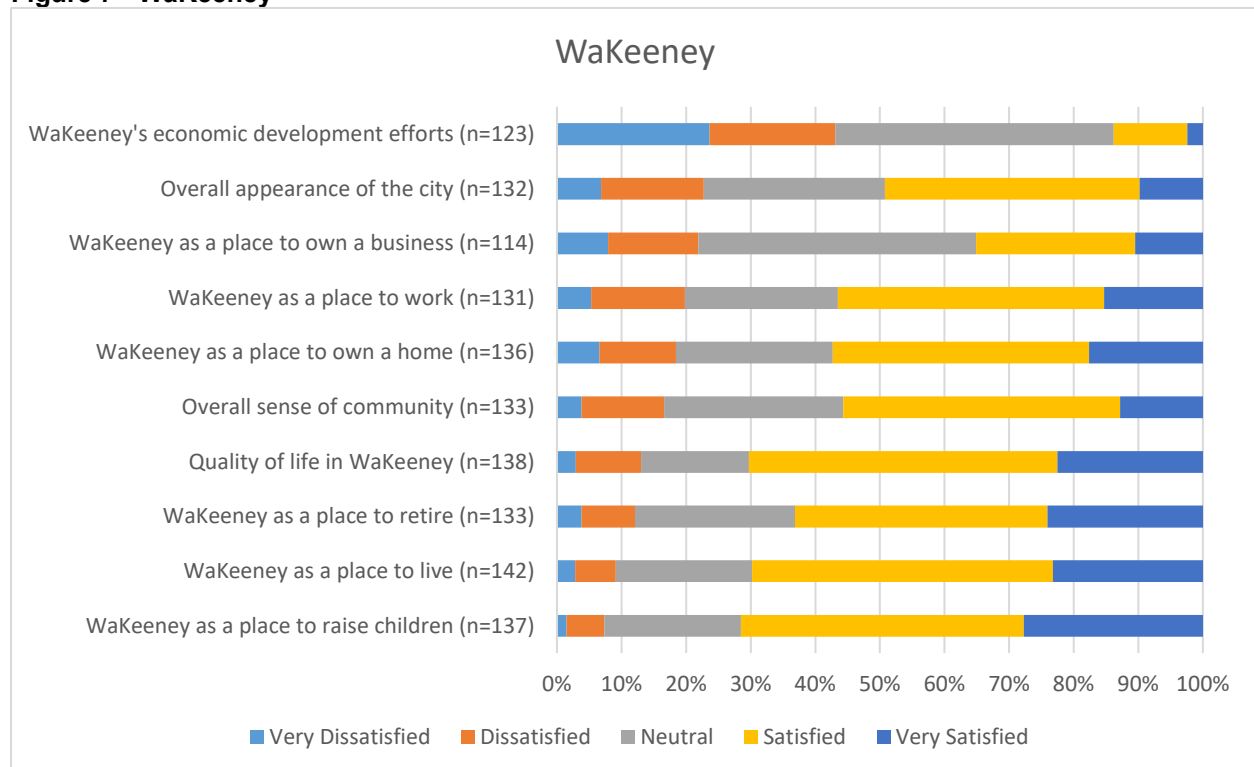
WaKeeney, in General

More than a third (43.1%) reported being *at least* dissatisfied with WaKeeney’s economic development efforts, with 23.6% being “Very Dissatisfied” and 19.5% being “Dissatisfied.” On the other hand, 13.8% reported being *at least* satisfied with WaKeeney’s economic development efforts, with 11.4% being “Satisfied” and 2.4% being “Very Satisfied.” Notably, 43.1% report being “Neutral” on this issue.

Regarding the overall appearance of the city, almost a quarter (22.7%) of respondents reported being *at least* dissatisfied, with 6.8% being “Very Dissatisfied” and 15.9% being “Dissatisfied.” On the other hand, almost half (49.2%) reported being *at least* satisfied with the overall appearance of the city, with 39.4% being “Satisfied” and 9.8% being “Very Satisfied.”

The item receiving the highest ranking of satisfaction was WaKeeney as a place to raise children. More than two-thirds (71.5%) reported being *at least* satisfied with WaKeeney as a place to raise children, with 43.8% being “Satisfied” and 27.7% being “Very Satisfied.”

Figure 7 - WaKeeney

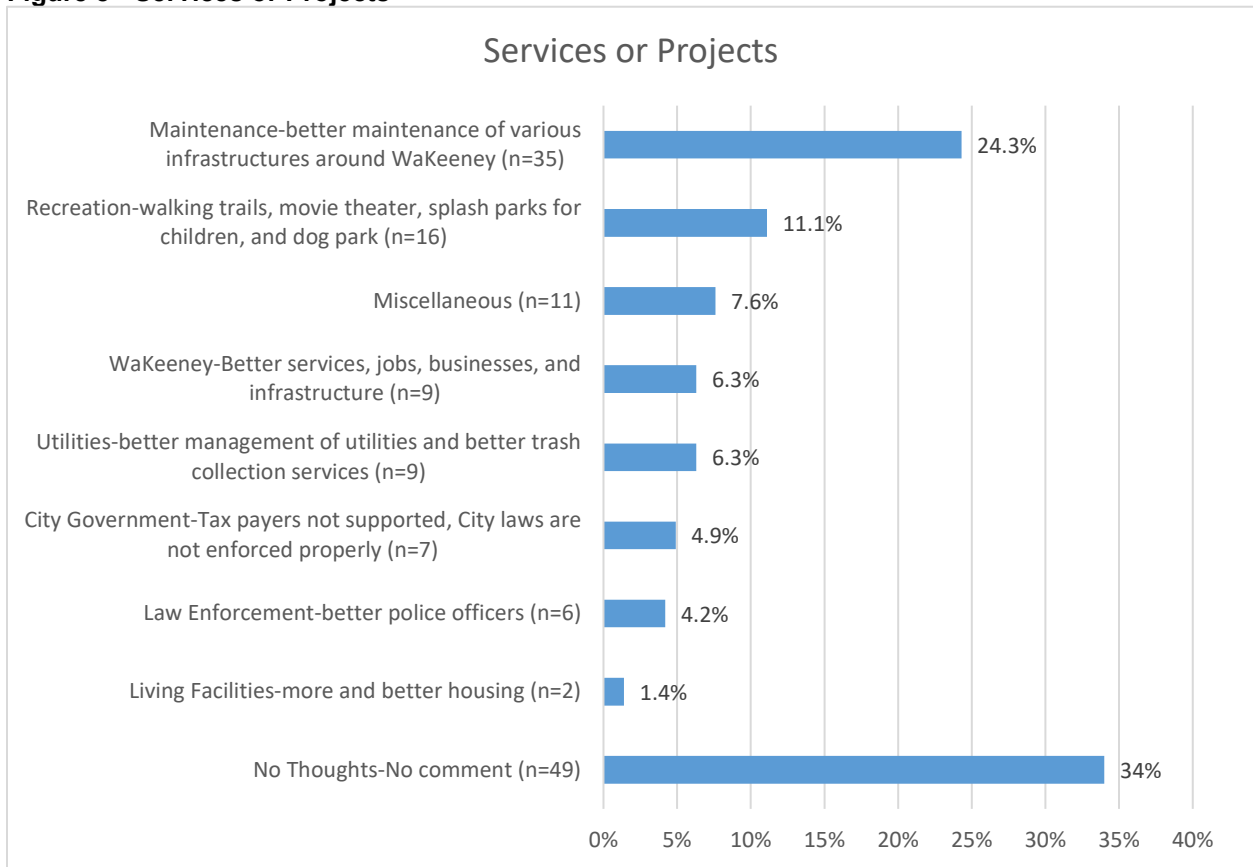


Services or Projects

As noted previously, the questionnaire provided respondents with two “open-ended” questions to answer. The first was, “Are there any services or projects you would like to see the city provide?”

Figure 8 shows responses to this question, with items “collapsed” into nine categories. The figure below shows that almost a quarter (24.3%) of the respondents leaving comments left a comment addressing maintenance. Specifically, better maintenance of various infrastructure around WaKeeney. Slightly over one-third (34%) left no comments.

Figure 8 - Services or Projects



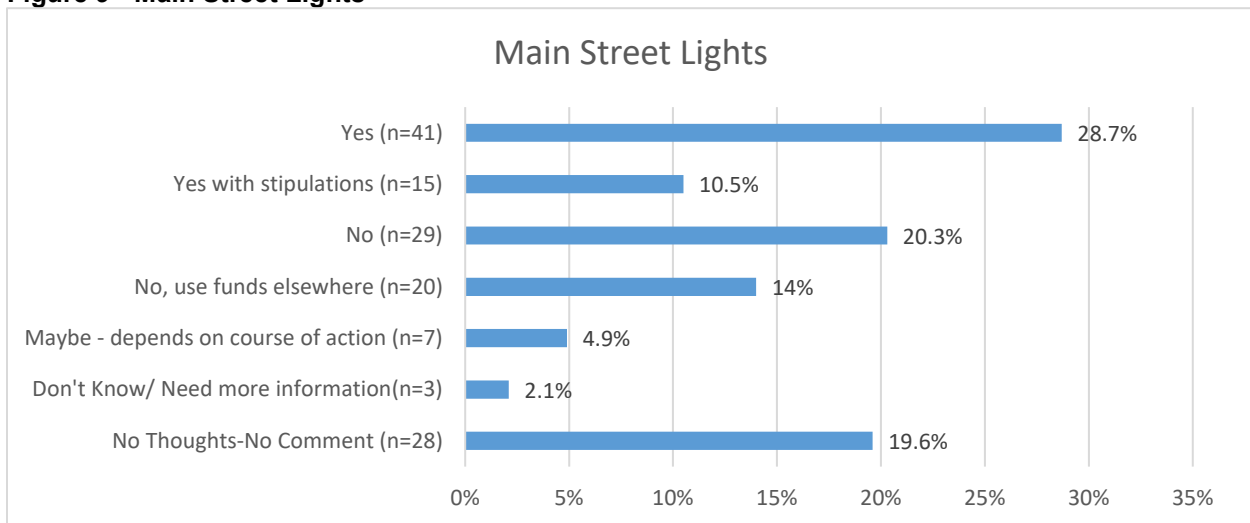
Main Street Lights

The second “open-ended” question was, “*Would you be in favor of the city replacing the Main Street lights with similar fixtures (decorative) like those on South Main If grant funding could be obtained to offset some of the cost? Why or why not?*”

Figure 9 shows responses to this question, with items “collapsed” into seven categories. The figure shows that 39.2% of the respondents left affirming comments with *at least* a “Yes” answer. Included in this 39.2% are 10.5% “Yes with stipulations” responses.

More than a third (34.3%) provided “No” responses. Included in this 34.3% are 14% “use the funds elsewhere” responses. Approximately 7% of respondents reported “Maybe,” “Don’t Know,” or indicated that they needed more information to answer the question. Almost 20% reported not having thoughts or comments on the matter.

Figure 9 - Main Street Lights



Appendix A: Services or Projects Open-Ended Comments

- Use some of that \$580 thousand that economic development has and get some businesses to fill the empty store fronts.
- Better sidewalks and streets. Make main street look more in unity to the general public.
- Recycle plastic please! Economic development - new businesses, support new ideas - people are oppositional and resistant. I wish city and county would coordinate and work together.
- Would love for you to repair the street guttering on N. 8th St. It is rapidly deteriorating. Thank you for asking.
- It would be nice to have some form of entertainment for the young generation, such as putt-putt golf, theater, etc. though I know these things all take money.
- Relocate oil field equipment off interstate, tear down building on southeast corner of 6th and Russell.
- Bus service to Hays for shopping and doctor appointments.
- Rides to Hays for doctor appointments.
- Walking Paths
- Install a movie theater.
- Paint large Christmas tree on side of coop elevator
- Repair the sidewalks from Easter Ave. South to railroad tracks. More police patrol around swimming pool and park - too many kids climbing on bath house. Indoor swimming lap pool.
- No, economic development effort to bring something for family entertainment for people not into sports.
- ? Day center. Volunteer lawn services. More industries.
- Need more assisted living spaces - since the epidemic, it is difficult to see a doctor.
- Property owners need to keep their property in satisfactory condition. Nobody should get to leave junk setting around. Mowing should be done regularly.
- Heard about a movie theater - can the city help with that in some way?
- Please fix the street light on 325 S 6th St. by the fence. It has been broken since the August 10th hail. Sorry I have not mentioned it before.
- Pick up tree branches after wind storms.
- Entertainment for teens and adults not a?

- Personally, I would like to see the rec program support a theater project. Dog park for our travelers and many pet owners of the community.
- Bring a good fair and bazaar in. Bring more stores to shop in so we do not have to go to Hays to shop.
- City does a good job providing services.
- Sidewalks and lower taxes.
- Stop spending so much. Be assisting citizens with supplies and rent during this time of hardship. Be careful with our tax dollars.
- Heard rumors of movie theater - great idea.
- Bring more businesses to town, like getting a Casey's in town, or some type of work environment for younger people to get started in the work force.
- Spend less money on emergency preparedness for one person to benefit.
- I wish the city was [a] more attractive and clean [place] to live in. Arriving to the city it is not appealing. Oil field storage is to the SE, coming from the North buildings are half fallen down and to the SW going up the four lane all kinds of junk at the end of the four-lane [road]. Turning on to the Barclay and going up Main Street is junk to the south and a previous business to the north not very appealing at all. I would rate WaKeeney overall a very junk place to live.
- More junk clean-up [opportunities]. Be stricter regarding abandoned vehicles. No more allowing junk to be covered by a "fence."
- Stop with Dog Park! Build a skate park for teens.
- Movie theatre, bowling alley, mini golf, anything for kids, teens, adults, and families to do together.
- No
- Would like to see them do plastic recycling. I know it takes up space but it's better than plastic going to landfills.
- Treat everyone the same-not by who you are or what your name is.
- Need care of the lawn and flower garden and patio around the assistant living area and the long-term care. Also the bird population nesting in these areas.
- Walking cycling path around the town owner sidewalks are in bad shape.
- Why doesn't [Name redacted] have to clean up his yard?
- Thanks for spraying mosquitos.

- More police watching drivers driving too fast on second and fourth streets.
- Movie theatre on drive-in mini golf, bowling alley, something for families to do together.
- Spray dandelions and bindweed
- No smoking in city bus common law enforcement save the tax money. Do we need all these law enforcement vehicles?
- More things to do for children: movies, skating, etc. that's outside of a school or rec center. Make things affordable. Stop the aggressive Dog ban. Learn
- More city wide clean up days. Makes the community look nicer.
- Community events for families. Bathrooms @ park by I-70. Better street/pavement @park by I-70.
- Assist in helping to bring: 1. Dentist and dental hygienist 2. Psychiatrist and counseling therapists.
- Fill in dips on streets, causes damage to cars.
- Help get ADA entry to all business in downtown area make sure curbs are lower so walkers or canes are safe.
- Some city streets are in very bad shape create a plan that budget will allow to actually tear out and replace streets by professional paving company.
- Yes, the dirt street north of the pool needs to be paved. Street is used very much by the park and is a disgrace to the community. In dry conditions dust would cover the beautiful park area.
- Restaurant trash collection service.
- A dog catcher would be great. Maybe they could pick up stray cats too. It's hard to walk around this town for fear of being bitten.
- Alley clean up more often for seniors 4 times a year.
- Building on main street old theater needs cleaned up weeds and broken glass
- Enforcement of ordinance on junk cars throwing yard waste in the street and helping free of junk and weeds. Good job on removing the dilapidated houses.
- Has anyone considered trying to lower taxes? Taxes make retired people go to other states.
- Lower our taxes
- Some projects could be shut down- machinery piled on city streets (tractors, etc.). Good mowing on city yards and locations in city. Helpful volunteers where needed for yard upkeep. Trimming of yards (curbing). Corner planting overrun too large - (wrecks)

- Teen-age activities other than sports.
- Doctors are a must. PA's are fair but the need for doctors is a must. Recreation for adults is very slim. It seems that some council members have an agenda their way or no way. All established businesses need to be treated the same,
- I would like to see the city make it mandatory that people remove junk from their yards. Such as multiple vehicles old things trash etc. It brings in animals that we don't need in town and it looks trashy. People cannot attract new home-owners w/a trashy neighbor. Who would want to live here? It's everywhere!
- City take over trash service instead of contracting out.
- As I live in assisted living here, there is a lot I didn't know about. I lived here with my husband 4 kids and was very satisfied.
- Streets in bad shape. Adult activities
- I think the moving of people's yards need to be taken care of before some get really bad-looks terrible the road in front of rec needs paved its awful-why is it not every street beside it is?
- Remove more run-down houses and clean up trash in front yard and back yards.
- This survey is a joke. There is no place to explain the answers we give.
- Things for social needs people more activities for children a drive-in theater. Would like to see rec center and an indoor theater do more for adults (?)
- Look in to increasing number of Assisted Independent living and assisted.
- Make people clean the trash they put behind the house in alley and move to make old cats This is mice that smoke and blowing trash issue (south 2nd street)
- Recycling pickup and recycling center to take plastics.
- Start patching some streets more than just an overlay 1st street south of the RR tracks is a [explicative] joke.
- Need to combine city and county law enforcement could save 25% to 30% other towns have. Police sheriff's vehicles packed at home way too much of time.
- More opportunities for seniors and teenagers.
- Do away w/ the hard water.
- Clean up the trash and old vehicles sitting around. Two blocks of Barclay are an embarrassment.
- Need to keep downtown area attractive- I think updating the theater front to make it look like it is still a theater would help. At Christmas time provide each store front decor

- Clean the city up. Go along Barclay and it is trashy. Same goes for 283 South from Barclay--both ways. Some is city, some is county to handle.
- No. Spend tax dollars only on what is necessary!
- Provide trash pick up
- Buildings for sale!!! To many senior housing (Apple Junction upkeep) Small laundry - 4 Machine. No drive-in theatre.
- In light of rising costs of living, I would ask the members to be mindful of whose money you are spending and how it will impact tax payers.
- Walking trail and swimming, pool, park - is it still in the works?
- Need to enforce the Leash Law
- City wide clean up more often. Be stricter on residential clean up.
- More items recycled.
- On the corner of 2nd and Junction SE corner the bushes are blocking the view when coming from South or East need trimmed (or cut off) before the accident happens/ try to get trashy places on Barclay to clean up their lots
- -Provide more community cleanups. -Better repair and maintain city streets. -Better repair and maintain city sidewalks. -Repaint parking space and crosswalk lines. -Spray weeds, horrible around town. -Street Sweeping. Is it necessary to sweep the same 3 streets over and over, and usually on the worst Kansas days with no water in the street sweeper? I understand it should be done, but seriously ... -Keep tearing down dilapidated/abandoned structures. - Get on people to cleanup property. Heard NUMEROUS times from people who are from out of town about how "trashy" Barclay looks. We all know which buildings/property. -Since people are not using the best judgement, enforce masks to be worn indoors in public facilities.
- Get something in our town to help us out. Don't let business not come to are town
- Work with people, that what to build project in Town, and don't say no to people you can't not do this. Something needs to be done about uninsured cars and no tag sitting in the alleys and back yards. You can tell [Name Redacted] isn't around anymore. Drive around in Town and look at all the cracked curbing and gutters. The cracks in the street are getting wider and wider. The WaKeeney Police Dep. is a big joke. It's sad to see how many times our police dept. is in the news for breaking the laws. There is nowhere for our teenagers to go and the police are telling them to leave the parks because they do not like crowds. There is no form of recreation for senior citizens in the town--just Bingo. The Eisenhower Park doesn't need a dog walk, because it

won't bring in people or families to town. On Saturday afternoon, drive down Main Street and take a look. What is open? The town is dead. It's about time WaKeeney wakes up and get going. If not, it is going to be like Collyer and Ogallah.

- Wondering if there is a need for a laundry-mat in our community.
- I would like to see our city Streets repaired. More streets need work done on them, then not. Huge pot holes in many, many streets!! Where is the money going that is allocated for this!!
- Bad Streets:
 - 500 block of Chase.
 - 200 block of 11th S. side.
 - 300 Block of S. 3rd. 400 Block of S. 3rd.
 - 200 Block of Caroline.
 - 100 Block of S. 1st. Railroad Ave. And many more.
- Snow Removal: they leave huge areas on the corners instead of getting those too.
- City Streets: Awful, perhaps the city workers would benefit from some formal training.
- City codes aren't followed. Just look at all the campers & such that stay parked on city streets for months. City officials need to hold others/employees accountable. [Name Redacted] 's arrogance prevents him from doing his job properly. He needs to come down from his "high horse" or ride on out of town on it. We deserve better. For the love of all things... Get the Christmas lights right! The poles have triangles on them which represent trees. The light Bulbs need to all be going the same direction to achieve this. See next page [Illustration]. Show some pride.
- Better police chief. Big waste of money hiring her.
- Get rid of those unsightly metal trees on Main St. ugly and unsafe on sidewalks that should be free from unnecessary obstructions. My comment from the last one of these was not posted in comments. So, do you just acknowledge the comments you agree with? (It was about our inept Eco Devo. Director). Our Chief is not too good at writing reports. Even when asked to redo it, it is still inaccurate. Let's set higher expectations for our positions in authority. Our comm. has improved so much in appearance over the last 20+ years. Now let's improve our vision for the citizens. Raise the bar... set good examples for our youth - that education matters. Please clean up or hid the oilfield equipment on the highway and between exits. Very unattractive and doesn't match the great parks, pool, school, and most homes in our nice town.

End of "open-ended" comments for services or projects.

Appendix B: Main Street Light Fixtures Open-Ended Comments

- No
- Would look nice, but how does it benefit the community? And is it using tax dollars wisely?
Clean up the junk around town. People shouldn't be allowed to hoard junk.
- No, money could be used more wisely. Use grant money to fill some of the empty store fronts.
- Sure, with grant money.
- Yes, they look nice. Could you use the existing lights to improve lighting elsewhere in the city?
High school area?
- No, money we don't need to spend.
- Yes, would add/improve overall appearance to downtown.
- Not in favor. The money that would cost the city could be used to improve resident's lives, not just beautification of the street which benefits no one.
- Yes, main street appearance would be better.
- No
- No
- No
- Sure - why not?
- No. We need to open businesses on Main, not empty or closed. Lights will not attract people to downtown. They want to see a full main street.
- Yes
- No, the money could go to better use. Clean up junk.
- Yes
- Yes, we are the Christmas City. We need to look like it all year.
- Yes
- Yes, replacing the light downtown would really spruce things up!
- We need more businesses than Beauty shops and offices in main part of town to let us shop in.
Give us place to shop in other than Hays.
- Yes, if grant funding can be obtained.
- No, money is needed elsewhere.
- No, this is a time when many are without jobs or funds to survive providing they can avoid the Covid-19 infection. Unable to pay taxes. Enforce code with equality, not due to some politics.
- Yes, but not if no grant.
- Yes, I like the lights on the buildings.
- No, lights have one purpose to give a light at night. We do not need to waste money for pretty lights when they do the same as normal lights.
- All of the cost taxes are high enough.
- Yes.
- Yes - if not using city dollars.
- Yes - cohesiveness.
- Yes
- No - we have the perimeter lights and decorative ones haven't been maintained.
- No. Fix roads first, grind a pave one road a year, pave roads in town that are rock!

- No, because I believe we need more things to do in WaKeeney other than look at decorative lights.
- Sure, but don't you think beautifying main is pointless when neighboring properties look like crap? Flower shop – Pfeifer's old shop.
- No. They are all right. No need to spend money.
- Yes, would like to see more year-round Christmas decorations.
- Yes, I'm for it. I like the looks of the south main street lights.
- No taxes to high now.
- Lights would be a good start.
- Yes
- No
- Yes
- Yes
- Yes, it would be very nice looking.
- No because need to get grants for family services.
- Got enough to keep up.
- No
- No, if it isn't broke don't fix it.
- Yes. Makes it attractive and invites people to come down to Main Street.
- Yes, make city look better.
- Yes. It would make the flow of main street look better.
- Yes
- Yes, if it does not raise taxes.
- No
- Only if the current ones need to be replaced due to wearing out or not being safety compliant.
- No
- No-taxes already too high-get rid of junk and buildings on Barclay-lights on Main St. Will not improve that.
- Yes. As long as you can get grants to pay for lights.
- Yes if the city can get a grant to do it.
- No that money could be spent in a more beneficial manner i.e.; street maintenance.
- Yes. They will make our town more attractive to visitors and guests. Maybe bring more business and people to live here.
- Yes. Keeping city upgraded is important, explain how the cost would be effect each home owned.
- Yes if grant received it would look nice but there are many building yards that need improved. Building on Barclay across from Ahta is an eyesore as is building west of vet clinic next to Eagles. Junk needs removed.
- Yes
- That would be ok.
- Only if it is funded by grants.
- Don't know
- No. Why? What's wrong with lighting we have.

- What dollar amount and is it cost effective.
- No. Why not clean and paint the existing ones? What would they do to bring new business to Main St? The only thing that draws visitors to Main St is the x-mas decorations. New light poles won't help even if grant funded. The need for new businesses is more important.
- Yes
- Sure- nice feature to add to community if grant \$ is available.
- I don't remember what these look like, so I can't make a judgement.
- Yes
- Yes
- Not at this time. After exit I26 and exit I27 together with rundown buildings on Barclay are cleaned up, perhaps lights should be considered.
- Why spend the money if the ones on Main St. work?
- Need to know more about it.
- If a 6,000 grant would pay a lot of expense explore areas of greater need.
- No we have other issues that need taken care of take down old junky houses -people need to clean up junk around that and house in yards this make out town look crappy.
- No not necessary! Use \$ for something else sidewalks in residential areas.
- No why do you want to spend money on the town, when you have people living here that doesn't have enough money to pay their bills, repair their homes, and help these people instead.
- Yes I think it would look better and be more efficient to modernize the lights.
- No All this town is worried about and the overspending money so the Citizens keep paying higher taxes each year. This overspending needs to stop now!
- Yes Drilling Company putting things by interstate looks terrible. Makes the city look trashy from the highway. Need a fence or something to cover it up. Also something needs to be done with the Theater front. Surely there is grant money to beautify our city that we could make that look better.
- If grant money ok. Not tax payer's dollars. We need to spend dollars cleaning up dilapidated houses and building old hotel. Clean up the junk yards and other yards covered with junk and old vehicles we have city ordinance to enforce this.
- Not in favor the lights we have are great.
- No, I feel that money could be spent more wisely.
- Yes-will look much better! Can you gently remind the railroad to take care of their weeds?
- Yes
- No
- Yes, would improve the look of Main Street. I like the street lights on South Main.
- Not a high priority considering other projects that are needed/required.
- No. The rest of the cost is tax dollars which could be spent better. We have spent enough tax dollars on pretty lights & signs to everywhere. Quit trying to be Lenexa, KS--we can't afford it. Our population is older fixed income and low to moderate income working families. The pretty, pretty is not necessary!
- Yes, they draw good attention to the downtown area.
- Only on main street as far north as Warren Ave.

- No damage is on top and can't be seen from below and they still make light
- Don't know if (granite*) is used yes
- No--This will not improve the quality of life in Trego/WaKeeney. Only more cost. If there is cost savings you would have included the information in the question.
- Yes, to make Main Street uniform.
- Sure - sounds great
- Not Necessary
- Yes
- How many years are left in the ones we have? If new ones were more efficient, maybe.
- No, the money in the city of WaKeeney can be put to better uses elsewhere. Plus, how much money are we talking when you say ("offset some of the cost")? Too vague.
- No grant funding obtained to offset. It's cost the taxes payer more money.
- No. this north Main Street light should have been included with the original grant. People coming to town don't notice the difference.
- If the current lights "need" replaced - yes if a grant is obtained - replace with decorative. If working fine wait.
- Yes - overall unity would look nice.
- I don't have a problem as long as grant funding can be obtained.
- Sure - you will do it anyway regardless of what the Survey says. Will the survey be made public?
- Yes, but how much is "some" of the cost!?
- Not necessary. Never noticed before, but paid attention after getting this question. The lights line up nicely with the lights from the South Main project.

End of "open-ended" comments for Main Street light fixtures.